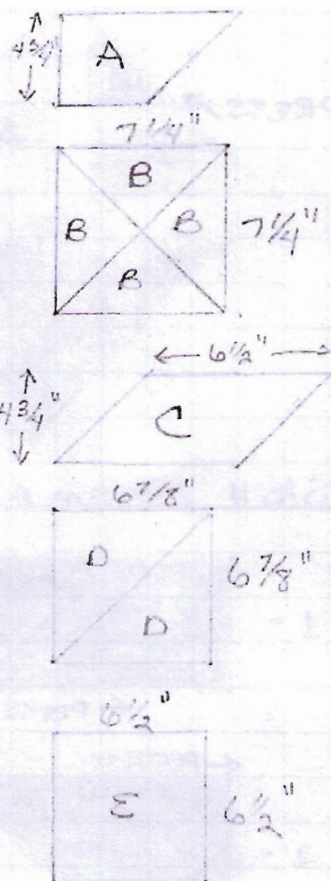



MARDI GRAS

42" x 42"

BLOCK 12"



FABRIC

YARDAGE

CUTTING



BLOCKS

4 FAT QUARTERS
OR 4 3/4" x 42" STRIPS

5-A + 1-B

OF EACH 4 3/4" A A A A A B E

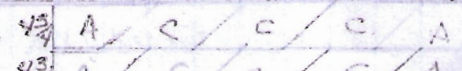
1 FAT QUARTER OR
1-7 1/4" STRIP

24-B




19" CUT INTO
4-4 3/4" STRIPS

8-A +



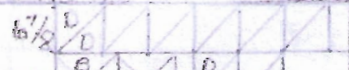
8-C




SASH

14 1/2" - CUT INTO
1-6 7/8" +
1-7 1/4" STRIP

16 D +




8 B



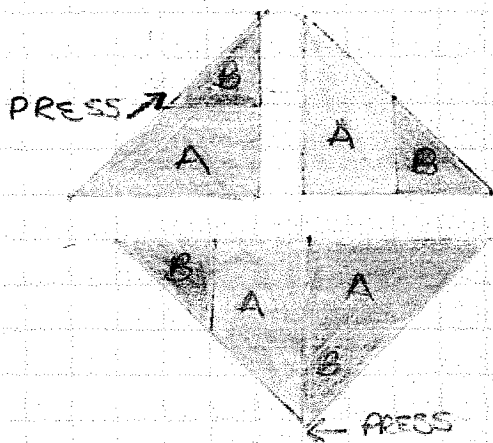
CORNERSTONE

1-6 1/2" STRIP
OR SCRAPS

4-E



BLOCK ASSEMBLY



SEW 4-As + 4Bs TO MAKE BLOCK


MAKE 5 BLOCKS

PARTIAL BLOCKS




MAKE 4

SASH ASSEMBLY




SEW 2-Ds TO 1C

MAKE 4 UNITS




SEW 1-D, 1-A, 1-B

MAKE 4 UNITS



SEW 1-D TO 1-C

MAKE 4 UNITS



SEW 1A TO 1B

MAKE 4 UNITS

QUILT ASSEMBLY

ON FLAT SURFACE, ARRANGE BLOCKS + SASHING
ACCORDING TO DIAGRAM, START WITH CENTER BLOCK

SEW IN DIAGONAL ROWS

PRESS BLOCK ROWS TOWARD BLOCKS

PRESS SASH ROWS TOWARD CORNERSTONES